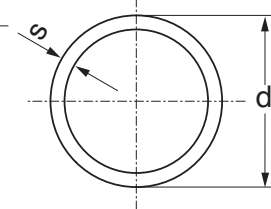


12.1 Toepassingsgebied

Jentro heeft een apart fittingprogramma voor de stadsverwarming en dit zowel in messing als in lasuitvoering vanaf 25 mm tot 110 mm voor buisafmetingen volgens de SDR 11 - ISO Serie: 5. (zie tabel 22)

Buitendiameter d	Wanddikte s	Volume ℓ/m	Gewicht Kg/m
25	2,3	0,327	0,180
32	2,9	0,539	0,285
40	3,7	0,835	0,450
50	4,6	1,307	0,680
63	5,7	2,090	1,040
75	6,8	2,961	1,485
90	8,2	4,250	2,138
110	10	6,362	3,175
125	11,4	8,183	4,127






▲ Tabel 22

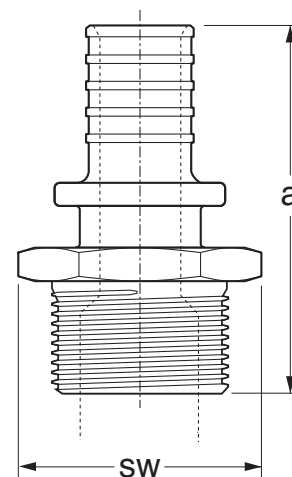
12.2 Messing hulpstukken



12.2.1 Koppeling met buitendraad

Art. Nr.			a	sw			
20109	25/2,3 x 3/4"	M	63,5	32	0,120	50	10
20110	25/2,3 x 4/4"	M	68	42	0,185	50	10
20111	32/2,9 x 3/4"	M	68,5	32	0,155	30	3
20112	32/2,9 x 4/4"	M	73	42	0,232	30	3
20113	40/3,7 x 5/4"	M	83	36	0,360	10	1
20114	50/4,6 x 5/4"	M	90	43	0,480	10	1
20115	50/4,6 x 6/4"	M	90	51	0,544	10	1
20116	63/5,8 x 2"	B	106	74	0,818	10	1
20117	75/6,9 x 2 1/2"	B	110	74	1,200	10	1
20118	90/8,2 x 3"	B	108	95	1,433	10	1
20119	110/10 x 4"	B	118	122	2,345	10	1
20120	125/11,4 x 5"	M	120	120	6,064	1	1

M = Messing + vernikkeld
B = Brons

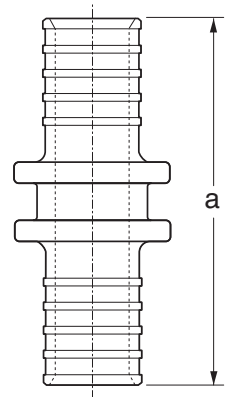




12.2.2 Koppelstuk

Art. Nr.			a	kg		
20304	25 - 25/2,3	M	74,5	0,096	50	10
20305	32 - 32/2,9	M	85	0,194	30	3
20306	40 - 40/3,7	B	94	0,430	60	1
20307	50 - 50/4,6	B	106	0,608	42	1
20308	63 - 63/5,8	B	126	0,998	26	1
20309	75 - 75/6,9	B	129	1,356	17	1
20310	90 - 90/8,2	B	128	1,665	12	1
20311	110 - 110/10	B	130	2,733	9	1
20312	125 - 125/11,4	S	133	3,576	1	1

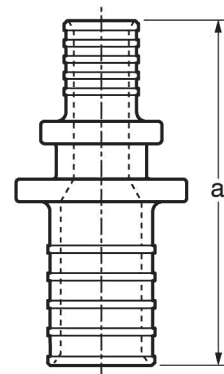
M = Messing + vernikkeld
 B = Brons
 S = Steel 37



12.2.3 Koppeling gereduceerd

Art. Nr.			a	kg		
20405	32 - 25	D	73	0,128	30	3
20408	40 - 32	D	88	0,286	20	1
20410	50 - 40	B	101	0,538	42	1
20411	63 - 50	B	117	0,795	30	1
20412	75 - 63	B	128	1,191	20	1
20413	90 - 75	B	129	1,632	13	1
20414	110 - 90	B	130	2,375	9	1

D = DZR Messing
 B = Brons

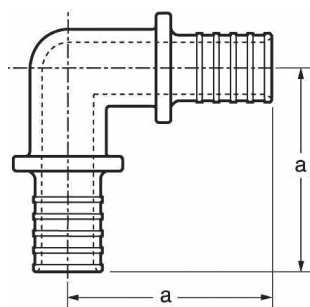




12.2.4 Knie 90°

Art. Nr.			a	kg		
20604	25 - 25	D	52	0,119	50	10
20605	32 - 32	D	64	0,246	30	3
20606	40 - 40	B	76	0,640	40	1
20607	50 - 50	B	89	0,900	28	1
20608	63 - 63	B	105	1,478	14	1
20609	75 - 75	B	115	2,155	8	1
20610	90 - 90	B	124	3,096	5	1
20611	110 - 110	B	137	5,043	4	1

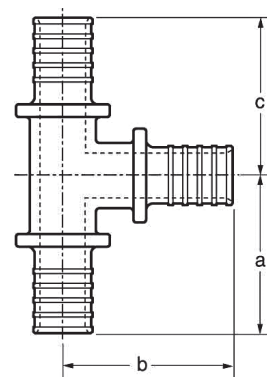
D = DZR Messing
B = Brons



12.2.5 T stuk egaal




Art. Nr.			a	b	kg		
21004	25 - 25 - 25	D	47	52	0,246	50	10
21005	32 - 32 - 32	D	58	64	0,328	30	3
21006	40 - 40 - 40	B	69	76	0,822	24	1
21007	50 - 50 - 50	B	80	89	1,160	16	1
21008	63 - 63 - 60	B	95	105	1,933	9	1
21009	75 - 75 - 75	B	102	115	2,790	5	1
21010	90 - 90 - 90	B	110	124	3,724	4	1
21011	110 - 110 - 110	B	137	120	6,190	3	1

D = DZR Messing
B = Brons

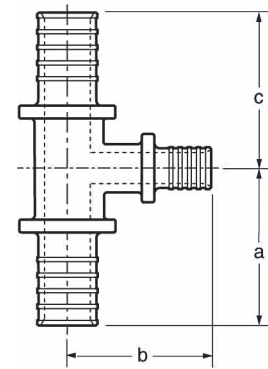







12.2.6 T stuk, gereduceerde aftakking

Art. Nr.			a	b			
21102	32 - 25 - 32	D	56	58	0,270	30	3
21104	40 - 25 - 40	B	63	64	0,605	40	1
21106	40 - 32 - 40	B	65	71	0,679	30	1
21108	50 - 25 - 50	B	70	70	0,804	28	1
21110	50 - 32 - 50	B	72	77	0,863	24	1
21112	50 - 40 - 50	B	76	82	1,054	20	1
21114	63 - 25 - 63	B	79	77	1,234	20	1
21116	63 - 32 - 63	B	81	83	1,347	18	1
21118	63 - 40 - 63	B	85	89	1,509	16	1
21120	63 - 50 - 63	B	89	96	1,631	12	1
21122	75 - 25 - 75	B	81	86	1,724	10	1
21124	75 - 32 - 75	B	83	92	1,746	12	1
21126	75 - 40 - 75	B	87	98	1,999	10	1
21128	75 - 50 - 75	B	91	105	2,184	10	1
21130	75 - 63 - 75	B	97	114	2,442	9	1
21132	90 - 32 - 90	B	83	102	2,336	8	1
21134	90 - 40 - 90	B	87	108	2,591	6	1
21136	90 - 63 - 90	B	97	124	3,070	5	1
21138	110 - 32 - 110	B	85	116	3,728	5	1
21140	110 - 50 - 110	B	93	128	4,128	5	1
21142	110 - 63 - 110	B	99	137	4,575	4	1

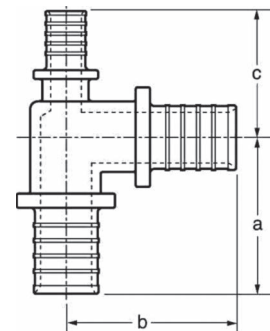
D = DZR Messing
B = Brons



12.2.7 T stuk, gereduceerde doorlaat




Art. Nr.			a	b	c			
21206	32 - 32 - 25	D	58	64	52	0,285	30	3
21306	32 - 25 - 25	D	56	58	50	0,227	30	3
21307	40 - 32 - 32	B	65	71	60	0,532	44	1
30010	50 - 40 - 40	M	79	82	72	0,967	10	1
21308	63 - 40 - 40	B	88	89	72	1,312	18	1
21309	63 - 50 - 50	B	90	96	81	1,487	16	1
21310	75 - 63 - 63	B	97	114	96	2,304	10	1

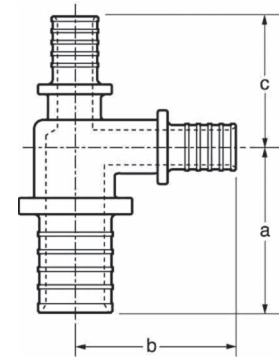
D = DZR Messing
B = Brons
M = Messing





12.2.8 T stuk, aftakking en doorgang gereduceerd

Art. Nr.			a	b	c	 kg		
30005	40 - 25 - 32	M	64	65	58	0,497	15	1
21407	50 - 25 - 40	B	71	70	64	0,723	36	1
21408	50 - 32 - 40	B	73	77	66	0,793	30	1
30020	63 - 25 - 50	M	81	77	72	1,114	9	1
21409	63 - 32 - 50	B	82	83	73	1,140	15	1
21410	63 - 40 - 50	B	86	89	77	1,365	15	1
21411	75 - 32 - 63	B	84	92	83	1,611	12	1
21412	75 - 50 - 63	B	91	105	90	1,974	10	1






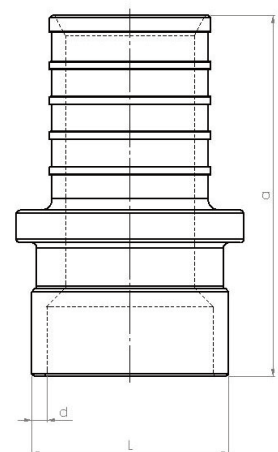
B = Brons
M = Messing

12.3 Lasfittings



12.3.1 Koppeling met laseind

N° Art			a	L	d	 kg		
15109	25 x 3,5 SDR 7,4	S	54	26,9	2,3	0,085	50	10
15111	32 x 4,4 SDR 7,4	S	62	33,7	2,6	0,141	50	10
15113	40 x 5,5 SDR 7,4	S	70	42,4	2,6	0,300	10	1
16109	25 x 2,3 SDR 11	S	54	26,9	2,3	0,077	50	10
16111	32 x 2,9 SDR 11	S	62	33,7	2,6	0,140	30	3
16113	40 x 3,7 SDR 11	S	70	42,4	2,6	0,311	10	1
16115	50 x 4,6 SDR 11	S	85	48,3	2,6	0,393	10	1
16116	63 x 5,7 SDR 11	S	85	60,3	2,9	0,575	10	1
16117	75 x 6,8 SDR 11	S	94	76,1	2,9	0,830	1	1
16118	90 x 8,2 SDR 11	S	93	88,9	3,2	1,077	1	1
16119	110 x 10 SDR 11	S	88	114,3	3,6	1,634	1	1
16120	125 x 11,4 SDR11	S	108	139,7	3,6	2,480	1	1





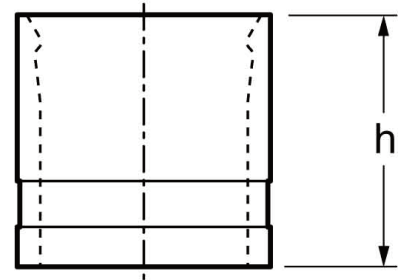
S = Staal 37

12.4 Messing hulzen

Materiaal: MS 58





Art. Nr.	Ø	h		
10002	16	24	0,026	100
10003	20	25	0,029	100
10004	25	29	0,045	100
10005	32	34	0,090	50
10006	40	37	0,145	50
10007	50	44	0,277	10
10008	63	53	0,408	10

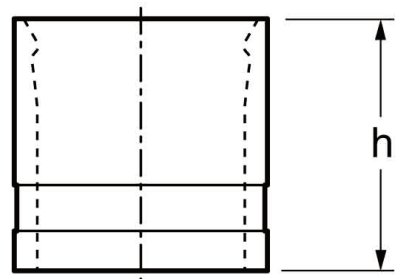


12.5 Messing hulzen voor SDR11 PEX buizen

Materiaal: MS 58



Art. Nr.	Ø	h		
20004	25 x 2,3	29	0,042	100
20005	32 x 2,9	34	0,096	50
20006	40 x 3,7	37	0,134	50
20007	50 x 4,6	44	0,258	10
20008	63 x 5,8	53	0,405	10
20009	75 x 6,8	53	0,664	10
20010	90 x 8,2	53	0,854	1
20011	110 x 10	53	1,110	1
20012	125 x 11,4	53	1,528	1



OPGEAST!

Steeds de messing fittingen beschermen met een corrosiewerende tape zodat er geen contact ontstaat met mortel, cement, gips, snelbindmiddelen, agressieve media of andere materialen die corrosie veroorzaken.

Lasfittingen dienen met roestwerende verf te worden behandeld na het lassen. Daarna met corrosiewerende tape beschermen.

12.6 Bolkraan

NIEUW



Art. Nr.	Ø			
21525	25 x 25	0,462	1	1
21532	32 x 32	0,736	1	1

12.7 Bolkraan met buitendraad

NIEUW



Art. Nr.	Ø			
21526	4/4M - 25	0,456	1	1
21533	4/4M - 32	0,620	1	1

12.8 T-stuk, gereduceerde aftakking

NIEUW



Art. Nr.	1	2	3	L	H			TOT.		
T634063	63	40	63	---	---	---	---	---	1	Standard T = Art. 21118
T635063	63	50	63	---	---	---	---	---	1	Standard T = Art. 21120
T752575	75	25	75	---	---	---	---	---	1	Standard T = Art. 21122
T753275	75	32	75	---	---	---	---	---	1	Standard T = Art. 21124
T754075	75	40	75	---	---	---	---	---	1	Standard T = Art. 21126
T755075	75	50	75	---	---	---	---	---	1	Standard T = Art. 21128
T756375	75	63	75	---	---	---	---	---	1	Standard T = Art. 21130
T905090	90	50	90	293,0	200,5	7,68	1,98	9,66	1	
T906390	90	63	90	---	---	---	---	---	1	Standard T = Art. 21136
T907590	90	75	90	293,0	206,5	8,01	2,38	10,39	1	
T11025110	110	25	110	297,0	181,7	8,35	2,28	10,63	1	
T11032110	110	32	110	---	---	---	---	---	1	Standard T = Art. 21138
T11040110	110	40	110	297,0	198,5	8,60	2,37	10,97	1	
T11075110	110	75	110	297,0	206,5	9,00	2,90	11,90	1	
T11090110	110	90	110	297,0	206,5	9,15	3,09	12,24	1	





Jentro®



12.9 T-stuk, gereduceerde doorgang

NIEUW











Art. Nr.	1	2	3	L	H	KG 	KG 	TOT. kg 		
T323225	32	32	25	---	---	---	---	---	---	Standard T = Art. 21206
T404025	40	40	25	214,2	152,0	2,61	0,31	2,92	1	
T404032	40	40	32	217,6	152,0	2,67	0,37	3,04	1	
T505025	50	50	25	216,2	154,0	2,72	0,57	3,29	1	
T636325	63	63	25	220,2	158,0	3,08	0,86	3,94	1	
T636332	63	63	32	223,6	158,0	3,13	0,92	4,05	1	
T636340	63	63	40	237,0	158,0	3,28	0,95	4,23	1	
T636350	63	63	50	239,0	158,0	3,33	1,08	4,41	1	
T757525	75	75	25	268,2	206,5	7,06	1,37	8,43	1	
T757532	75	75	32	271,6	206,5	7,15	1,43	8,58	1	
T757540	75	75	40	285,0	206,5	7,31	1,47	8,78	1	
T757550	75	75	50	287,0	206,5	7,37	1,59	8,96	1	
T757563	75	75	63	291,0	206,5	7,55	1,74	9,29	1	
T909025	90	90	25	268,2	206,5	7,36	1,76	9,12	1	
T909032	90	90	32	271,6	206,5	7,45	1,81	9,26	1	
T909040	90	90	40	285,0	206,5	7,61	1,85	9,46	1	
T909050	90	90	50	287,0	206,5	7,68	1,98	9,66	1	
T909063	90	90	63	291,0	206,5	7,85	2,12	9,97	1	
T909075	90	90	75	293,0	206,5	8,01	2,38	10,39	1	
T11011025	110	110	25	270,2	208,5	8,35	2,28	10,63	1	
T11011032	110	110	32	273,6	208,5	8,44	2,33	10,77	1	
T11011040	110	110	40	287,0	208,5	8,60	2,37	10,97	1	
T11011050	110	110	50	289,0	208,5	8,67	2,50	11,17	1	
T11011063	110	110	63	293,0	208,5	8,84	2,64	11,48	1	
T11011075	110	110	75	295,0	208,5	9,00	2,90	11,90	1	
T11011090	110	110	90	295,0	208,5	9,15	3,09	12,24	1	





12.10 T-stuk, doorgang en aftakking gereduceerd

NIEUW



Art. Nr.	1	2	3	L	H	KG 	KG 	TOT. KG 		
T322525	32	25	25	---	---	---	---	---	1	Standard T = Art. 21306
T403225	40	32	25	214,2	138,6	2,47	0,28	2,75	1	
T402532	40	25	32	---	---	---	---	---	1	Standard T = Art. 30005
T403232	40	32	32	---	---	---	---	---	1	Standard T = Art. 21307
T502525	50	25	25	216,2	135,2	2,47	0,35	2,82	1	
T503225	50	32	25	216,2	138,6	2,52	0,40	2,92	1	
T502532	50	25	32	219,6	135,2	2,52	0,40	2,92	1	
T504025	50	40	25	216,2	152,0	2,67	0,44	3,11	1	
T502540	50	25	40	---	---	---	---	---	1	Standard T = Art. 21407
T504032	50	40	32	219,6	152,0	2,72	0,50	3,22	1	
T503240	50	32	40	---	---	---	---	---	1	Standard T = Art. 21408
T504040	50	40	40	---	---	---	---	---	1	Standard T = Art. 30010
T632525	63	25	25	220,2	135,2	2,65	0,49	3,14	1	
T633225	63	32	25	220,2	138,6	2,70	0,55	3,25	1	
T632532	63	25	32	223,6	135,2	2,70	0,55	3,25	1	
T633232	63	32	32	223,6	138,6	2,76	0,61	3,37	1	
T634025	63	40	25	220,2	152,0	2,85	0,59	3,44	1	
T632540	63	25	40	237,0	135,2	2,85	0,59	3,44	1	
T634032	63	40	32	223,6	152,0	2,90	0,64	3,54	1	
T633240	63	32	40	237,0	138,6	2,90	0,64	3,54	1	
T634040	63	40	40	---	---	---	---	---	1	Standard T = Art. 21308
T635025	63	50	25	220,2	154,0	2,90	0,71	3,61	1	
T632550	63	25	50	---	---	---	---	---	1	Standard T = Art. 30020
T635032	63	50	32	223,6	154,0	2,95	0,77	3,72	1	
T633250	63	32	50	---	---	---	---	---	1	Standard T = Art. 21409
T635040	63	50	40	237,0	154,0	3,10	0,81	3,91	1	
T634050	63	40	50	---	---	---	---	---	1	Standard T = Art. 21410
T635050	63	50	50	---	---	---	---	---	1	Standard T = Art. 21309
T752525	75	25	25	268,2	181,7	6,42	0,75	7,17	1	
T753225	75	32	25	268,2	185,1	6,51	0,81	7,32	1	
T752532	75	25	32	271,6	181,7	6,51	0,81	7,32	1	
T753232	75	32	32	271,6	185,1	6,60	0,86	7,46	1	
T754025	75	40	25	268,2	198,5	6,66	0,84	7,50	1	
T752540	75	25	40	285,0	181,7	6,66	0,84	7,50	1	
T754032	75	40	32	271,6	198,5	6,75	0,90	7,65	1	
T753240	75	32	40	285,0	185,1	6,75	0,90	7,65	1	
T754040	75	40	40	285,0	198,5	6,91	0,94	7,85	1	
T755025	75	50	25	268,2	200,5	6,73	0,97	7,70	1	
T752550	75	25	50	287,0	181,7	6,73	0,97	7,70	1	
T755032	75	50	32	271,6	200,5	6,82	1,03	7,85	1	
T753250	75	32	50	287,0	185,1	6,82	1,03	7,85	1	
T755040	75	50	40	285,0	200,5	6,98	1,06	8,04	1	
T754050	75	40	50	287,0	198,5	6,98	1,06	8,04	1	
T755050	75	50	50	287,0	200,5	7,04	1,19	8,23	1	
T756325	75	63	25	268,2	204,5	6,90	1,12	8,02	1	
T752563	75	25	63	291,0	181,7	6,90	1,12	8,02	1	





Art. Nr.	1	2	3	L	H	KG 	KG 	TOT. 		
T753263	75	32	63	----	----	----	----	----	1	Standard T = Art. 21411
T756340	75	63	40	285,0	204,5	7,15	1,21	8,36	1	
T754063	75	40	63	291,0	198,5	7,15	1,21	8,36	1	
T756350	75	63	50	287,0	204,5	7,22	1,34	8,56	1	
T755063	75	50	63	----	----	----	----	----	1	Standard T = Art. 21412
T756363	75	63	63	----	----	----	----	----	1	Standard T = Art 21310
T902525	90	25	25	268,2	181,7	6,57	0,94	7,51	1	
T903225	90	32	25	268,2	185,1	6,66	1,00	7,66	1	
T902532	90	25	32	271,6	181,7	6,66	1,00	7,66	1	
T903232	90	32	32	271,6	185,1	6,75	1,06	7,81	1	
T904025	90	40	25	268,2	198,5	6,81	1,03	7,84	1	
T902540	90	25	40	285,0	181,7	6,81	1,03	7,84	1	
T904032	90	40	32	271,6	198,5	6,90	1,09	7,99	1	
T903240	90	32	40	285,0	185,1	6,90	1,09	7,99	1	
T904040	90	40	40	285,0	198,5	7,06	1,13	8,19	1	
T905025	90	50	25	268,2	200,5	6,88	1,16	8,04	1	
T902550	90	25	50	287,0	181,7	6,88	1,16	8,04	1	
T905032	90	50	32	271,6	200,5	6,97	1,22	8,19	1	
T903250	90	32	50	287,0	185,1	6,97	1,22	8,19	1	
T905040	90	50	40	285,0	200,5	7,13	1,25	8,38	1	
T904050	90	40	50	287,0	198,5	7,13	1,25	8,38	1	
T905050	90	50	50	287,0	200,5	7,19	1,38	8,57	1	
T906325	90	63	25	268,2	204,5	7,06	1,31	8,37	1	
T902563	90	25	63	291,0	181,7	7,06	1,31	8,37	1	
T906332	90	63	32	271,6	204,5	7,15	1,37	8,52	1	
T903263	90	32	63	291,0	185,1	7,15	1,37	8,52	1	
T906340	90	63	40	285,0	204,5	7,30	1,40	8,70	1	
T904063	90	40	63	291,0	198,5	7,30	1,40	8,70	1	
T906350	90	63	50	287,0	204,5	7,37	1,53	8,90	1	
T905063	90	50	63	291,0	200,5	7,37	1,53	8,90	1	
T906363	90	63	63	291,0	204,5	7,54	1,68	9,22	1	
T907525	90	75	25	268,2	206,5	7,21	1,56	8,77	1	
T902575	90	25	75	293,0	181,7	7,21	1,56	8,77	1	
T907532	90	75	32	271,6	206,5	7,30	1,62	8,92	1	
T903275	90	32	75	293,0	185,1	7,30	1,62	8,92	1	
T907540	90	75	40	285,0	206,5	7,46	1,66	9,12	1	
T904075	90	40	75	293,0	198,5	7,46	1,66	9,12	1	
T907550	90	75	50	287,0	206,5	7,53	1,78	9,31	1	
T905075	90	50	75	293,0	200,5	7,53	1,78	9,31	1	
T907563	90	75	63	291,0	206,5	7,70	1,93	9,63	1	
T906375	90	63	75	293,0	204,5	7,70	1,93	9,63	1	
T907575	90	75	75	293,0	206,5	7,86	2,19	10,05	1	
T1102525	110	25	25	270,2	181,7	7,06	1,20	8,26	1	
T1103225	110	32	25	270,2	185,1	7,15	1,26	8,41	1	
T1102532	110	25	32	273,6	181,7	7,15	1,26	8,41	1	
T1104025	110	40	25	270,2	198,5	7,31	1,29	8,60	1	
T1102540	110	25	40	287,0	181,7	7,31	1,29	8,60	1	
T1104032	110	40	32	273,6	198,5	7,40	1,35	8,75	1	
T1103240	110	32	40	287,0	185,1	7,40	1,35	8,75	1	
T1104040	110	40	40	287,0	198,5	7,56	1,39	8,94	1	
T1105025	110	50	25	270,2	200,5	7,37	1,42	8,79	1	
T1102550	110	25	50	289,0	181,7	7,37	1,42	8,79	1	
T1105032	110	50	32	273,6	200,5	7,47	1,48	8,95	1	
T1103250	110	32	50	289,0	185,1	7,47	1,48	8,95	1	
T1105040	110	50	40	287,0	200,5	7,62	1,51	9,13	1	
T1104050	110	40	50	289,0	198,5	7,62	1,51	9,13	1	
T1105050	110	50	50	289,0	200,5	7,69	1,64	9,33	1	
T1106325	110	63	25	270,2	204,5	7,55	1,57	9,12	1	
T1102563	110	25	63	293,0	181,7	7,55	1,57	9,12	1	
T1106332	110	63	32	273,6	204,5	7,64	1,63	9,27	1	
T1103263	110	32	63	293,0	185,1	7,64	1,63	9,27	1	
T1106340	110	63	40	287,0	204,5	7,80	1,66	9,46	1	
T1104063	110	40	63	293,0	198,5	7,80	1,66	9,46	1	
T1106350	110	63	50	289,0	204,5	7,86	1,79	9,65	1	

Art. Nr.	1	2	3	L	H	KG 	KG 	TOT. 	
T1105063	110	50	63	293,0	200,5	7,86	1,79	9,65	1
T1106363	110	63	63	293,0	204,5	8,04	1,94	9,98	1
T1107525	110	75	25	270,2	206,5	7,71	1,82	9,53	1
T1102575	110	25	75	295,0	181,7	7,71	1,82	9,53	1
T1107532	110	75	32	273,6	206,5	7,80	1,88	9,68	1
T1103275	110	32	75	295,0	185,1	7,80	1,88	9,68	1
T1107540	110	75	40	287,0	206,5	7,95	1,92	9,87	1
T1104075	110	40	75	295,0	198,5	7,95	1,92	9,87	1
T1107550	110	75	50	289,0	206,5	8,02	2,04	10,06	1
T1105075	110	50	75	295,0	200,5	8,02	2,04	10,06	1
T1107563	110	75	63	293,0	206,5	8,20	2,19	10,39	1
T1106375	110	63	75	295,0	204,5	8,20	2,19	10,39	1
T1107575	110	75	75	295,0	206,5	8,35	2,45	10,80	1
T1109025	110	90	25	270,2	206,5	7,86	2,02	9,88	1
T1102590	110	25	90	295,0	181,7	7,86	2,02	9,88	1
T1109032	110	90	32	273,6	206,5	7,95	2,07	10,02	1
T1103290	110	32	90	295,0	185,1	7,95	2,07	10,02	1
T1109040	110	90	40	287,0	206,5	8,11	2,11	10,22	1
T1104090	110	40	90	295,0	198,5	8,11	2,11	10,22	1
T1109050	110	90	50	289,0	206,5	8,17	2,24	10,41	1
T1105090	110	50	90	295,0	200,5	8,17	2,24	10,41	1
T1109063	110	90	63	293,0	206,5	8,35	2,38	10,73	1
T1106390	110	63	90	295,0	204,5	8,35	2,38	10,73	1
T1109075	110	90	75	295,0	206,5	8,50	2,64	11,14	1
T1107590	110	75	90	295,0	206,5	8,50	2,64	11,14	1
T1109090	110	90	90	295,0	206,5	8,66	2,83	11,49	1





12.11 T-stuk, aftakking vergroot

NIEUW



Art. Nr.	1	2	3	L	H	KG 	KG 	TOT. 	
T253225	25	32	25	197,4	138,6	2,27	0,18	2,45	1
T254025	25	40	25	197,4	152,0	2,41	0,22	2,63	1
T254032	25	40	32	200,8	152,0	2,47	0,28	2,75	1
T324032	32	40	32	204,2	152,0	2,52	0,33	2,85	1
T255025	25	50	25	197,4	154,0	2,47	0,35	2,82	1
T255032	25	50	32	200,8	154,0	2,52	0,40	2,92	1
T324032	32	40	32	204,2	152,0	2,52	0,33	2,85	1
T325032	32	50	32	204,2	154,0	2,58	0,46	3,04	1
T255040	25	50	40	214,2	154,0	2,67	0,44	3,11	1
T405040	40	50	40	231,0	154,0	2,87	0,53	3,40	1
T256325	25	63	25	197,4	158,0	2,65	0,49	3,14	1
T256332	25	63	32	200,8	158,0	2,70	0,55	3,25	1
T326332	32	63	32	204,2	158,0	2,76	0,61	3,37	1
T256340	25	63	40	214,2	158,0	2,85	0,59	3,44	1
T326350	32	63	50	219,6	158,0	2,95	0,77	3,72	1
T406350	40	63	50	233,0	158,0	3,10	0,81	3,91	1
T406350	40	63	50	233,0	158,0	3,10	0,81	3,91	1
T506350	50	63	50	235,0	158,0	3,15	0,93	4,08	1

Jentro® 

Art. Nr.	1	2	3	L	H	KG 	KG 	TOT. 	
T327532	32	75	32	250,2	206,5	6,60	0,86	7,46	1
T407540	40	75	40	277,0	206,5	6,91	0,94	7,85	1
T407550	40	75	50	279,0	206,5	6,98	1,06	8,04	1
T507550	50	75	50	281,0	206,5	7,04	1,19	8,23	1
T327563	32	75	63	269,6	206,5	7,00	1,17	8,17	1
T407563	40	75	63	283,0	206,5	7,15	1,21	8,36	1
T507563	50	75	63	285,0	206,5	7,22	1,34	8,56	1
T637563	63	75	63	289,0	206,5	7,39	1,48	8,87	1
T259040	25	90	40	260,2	206,5	6,81	1,03	7,84	1
T329040	32	90	40	263,6	206,5	6,90	1,09	7,99	1
T259050	25	90	50	262,2	206,5	6,88	1,16	8,04	1
T329050	32	90	50	265,6	206,5	6,97	1,22	8,19	1
T409050	40	90	50	279,0	206,5	7,13	1,25	8,38	1
T509050	50	90	50	281,0	206,5	7,19	1,38	8,57	1
T259063	25	90	63	266,2	206,5	7,06	1,31	8,37	1
T329063	32	90	63	269,6	206,5	7,15	1,37	8,52	1
T409063	40	90	63	283,0	206,5	7,30	1,40	8,70	1
T509063	50	90	63	285,0	206,5	7,37	1,53	8,90	1
T639063	63	90	63	289,0	206,5	7,54	1,68	9,22	1
T259075	25	90	75	268,2	206,5	7,21	1,56	8,77	1
T329075	32	90	75	271,6	206,5	7,30	1,62	8,92	1
T409075	40	90	75	285,0	206,5	7,46	1,66	9,12	1
T509075	50	90	75	287,0	206,5	7,53	1,78	9,31	1
T639075	63	90	75	291,0	206,5	7,70	1,93	9,63	1
T759075	75	90	75	293,0	206,5	7,86	2,19	10,05	1